

Liquid Trade Waste

Motor Trades

Category 2 Classification B



Definition

Liquid trade waste (LTW) is any discharge to a sewerage system other than domestic waste from a hand wash basin, shower, bath or toilet.

Central Coast Council is referred to as Council.

Introduction

This Fact Sheet is provided to assist you to treat and dispose of liquid trade waste in an efficient and approved manner.

For further information, please contact Council's Trade Waste Section on 4306 7900.

For LTW application forms, refer to www.centralcoast.nsw.gov.au.

Activities

Mechanical repair activities include the following facilities:

- A stand-alone garage
- A stand-alone mechanical workshop
- A service station workshop
- Lawnmower repairers that conduct mechanical repairs only and no other processes
- Motor boat repairers that conduct mechanical repairs only and no other processes
- Pre-treatment
- A collection well and non-emulsifying pump must be provided to collect:
- Water used for washing of mechanical equipment or parts
- Floor wash down

What pre-treatment is required?

The installation required to treat the waste water is a coalescing plate interceptor (CPI/CPS) with a minimum capacity of a 1000 L/h or a vertical gravity separator (VGS) or hydrocyclone separation system (HSS) sized according to the influent flow rate.

If your flow rate exceeds 1000 L/h, you will require a larger capacity and must provide supporting information regarding sizing and recommended maintenance schedule.

Make sure the unit is correctly installed, and where applicable the distributor or supplier must be able to guarantee supply of parts and service maintenance.

- Fit a basket arrestor or screen to all floor wastes that drain to the sewerage system, to strain out gross solids such as rags and packaging.
- If you cannot avoid using detergents, use only quick-break detergents, as oil arrestors are more efficient if detergents are not used.
- Clean using high water pressure where possible.
- Use only non-emulsifying pumps to pump the liquid waste to the separator.
- Do not discharge degreaser into the sewerage system.

NOTE: Double and triple interceptor pits and general purpose pits are not approved or



Liquid Trade Waste

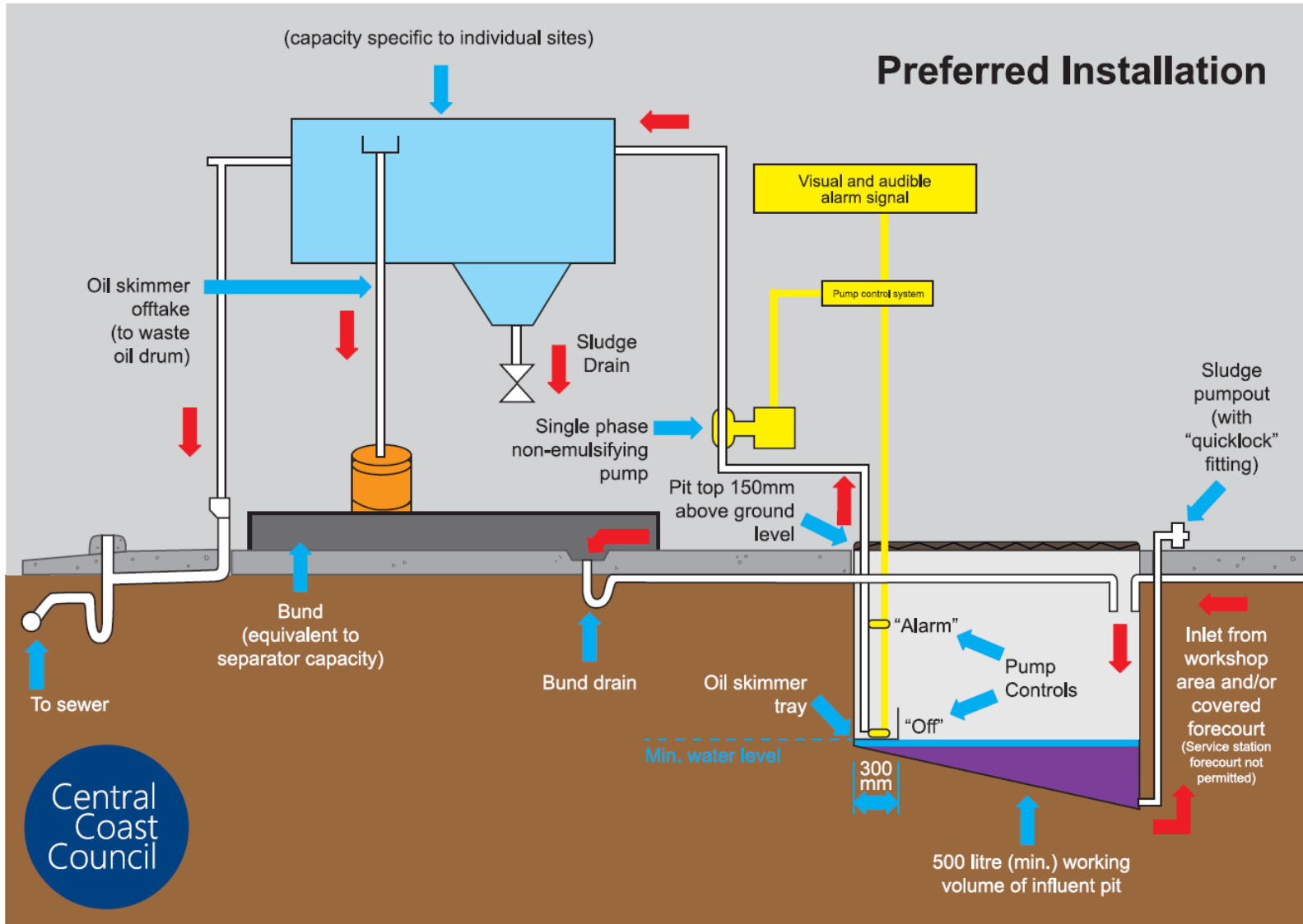
Motor Trades

Category 2 Classification B



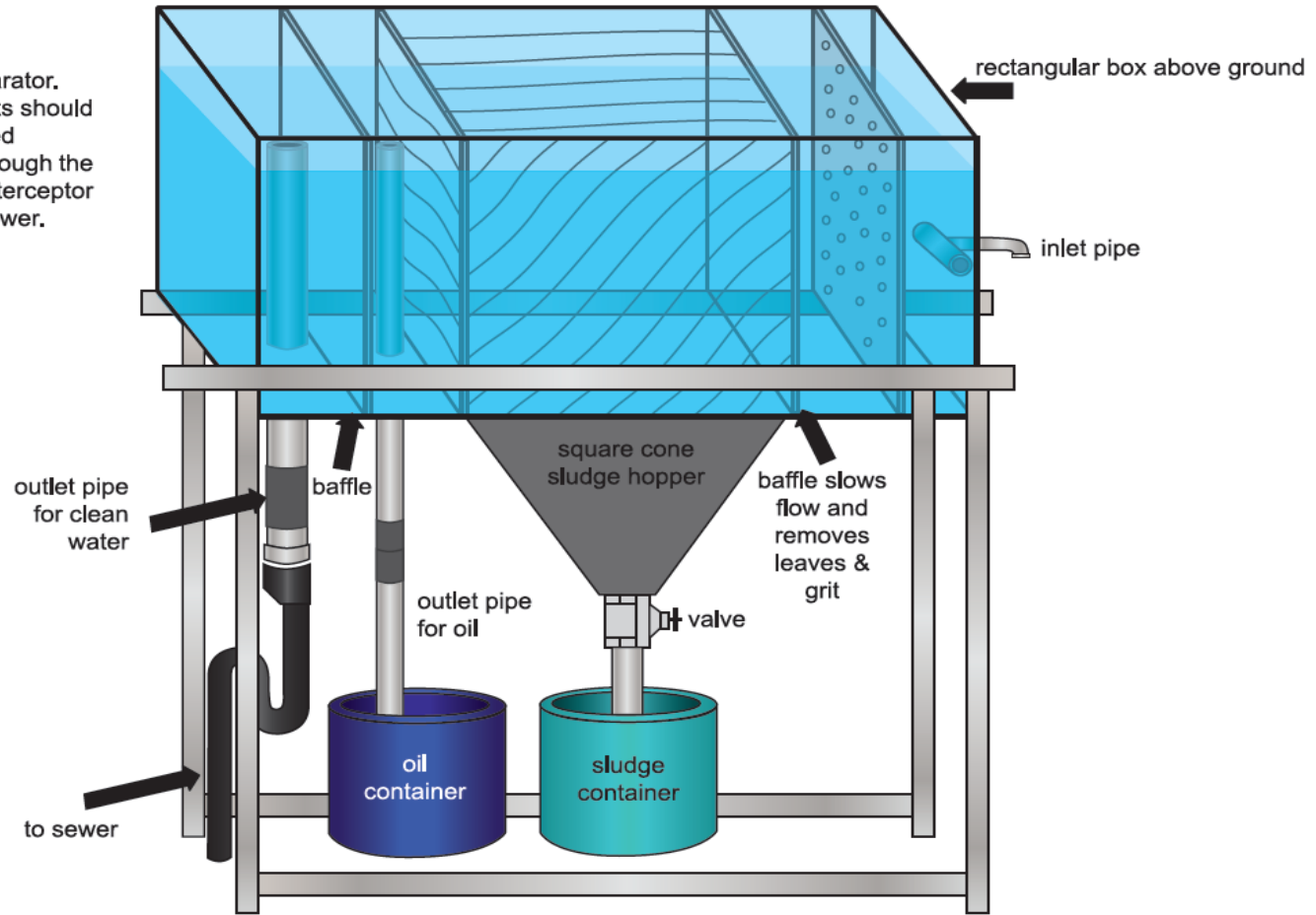
appropriate pre-treatment equipment units for this type of wastewater.





Coalescing Plate Interceptor (CPI)

Note:
This is an oily water separator.
All waste oils and coolants should be disposed via a licenced contractor and not put through the Coalescing Plate Interceptor (CPI) or discharged to sewer.



Stormwater

The wash area must be roofed to exclude rainwater from the sewerage system.

Make sure stormwater is diverted away from the wash area(s).

Housekeeping practices

- If you cannot avoid using detergents, use only quick-break detergents, to assist the separation process where any type of oil arrestor is used as pre-treatment
- Dry clean oil spills prior to wash down
- Scrape up grease blobs before wash down
- Consider using screens to exclude nuts, washers and the like from the pump intake
- Use only cleaning compounds that are compatible with the pre-treatment system
- Store oils, chemicals and solvents in a separate bunded area that cannot drain to the sewerage or stormwater systems

- Do not discharge petrol, diesel fuel, discrete oil, kerosene, solvents or any other flammable and/or explosive substances into the sewerage or stormwater system

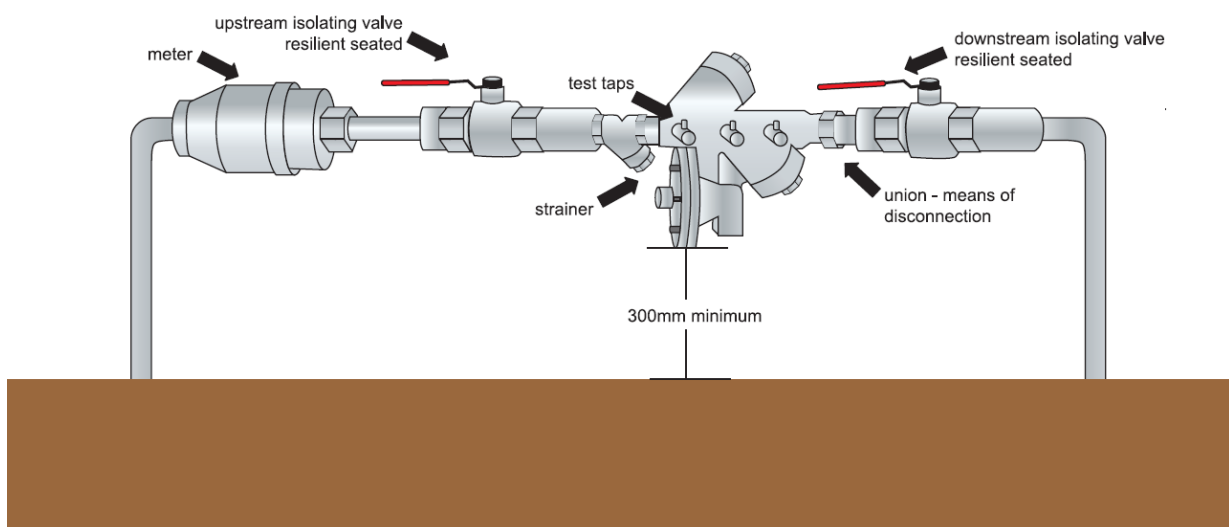
Plumbing requirements

All plumbing should be installed as per Australian Standards AS/NZS 3500.2:2003 Plumbing and drainage – Sanitary plumbing and drainage.

For public health reasons, install all suitable backflow protection measures (or Mains Containment Protection) on the incoming water supply to the property. Such measures must be a Reduced Pressure Zone Device. Zone protection for prevention of backflow is recommended. The backflow protection measures must be approved and registered with Council.



Typical installation of Backflow Prevention Device



Business types

| Activity | Characteristics of waste | Minimum Pre-Treatment Required |
|--|--|--|
| <ul style="list-style-type: none"> • Auto dismantler • Bus/Coach depot wash bay area • Car detailing • Mechanical workshop • Service stations (workshop only) • Vehicle washing (commercial-manual cleaning) • Vehicle washing (automatic robots) self service • Vehicle washing (including engine degreasing) | <p>Oil, Grease, Suspended Solids, Petroleum Hydrocarbons, Metals, Solvents, Detergents</p> <p>Kerosene</p> | <p>Basket arrestor. Collection pit minimum capacity 300L. An oil interceptor/separator, sized accordingly.*</p> <p>Kerosene and solvents, if used, are not permitted into the sewer</p> <p>Reuse of wash water</p> |
| <ul style="list-style-type: none"> • Equipment hire company • Construction Equipment maintenance | <p>Oil, Grease, Suspended Solids, Detergent, Kerosene</p> | <p>Basket arrestor. A general purpose pit or a solids settlement pit minimum size 1000L, an oil interceptor/separator, sized accordingly.*</p> <p>Kerosene is not permitted into the sewer.</p> |
| <ul style="list-style-type: none"> • Engine/gearbox reconditioning parts washing | <p>Oil, Grease, Suspended Solids, Detergent, Kerosene, Lead</p> | <p>Basket arrestor. Collection pit minimum capacity 300L. An oil interceptor/separator, sized accordingly.*</p> <p>Kerosene is not permitted into sewer. Acid cracking, pH correction facility may be required.</p> |



| Activity | Characteristics of waste | Minimum Pre-Treatment Required |
|---|-------------------------------|---|
| <ul style="list-style-type: none"> Panel beater/spray painting | Oil, Grease, Suspended Solids | Basket arrestor. Collection pit minimum capacity 300L. An oil interceptor/separator, sized accordingly.* Discharge from a spray booth area is not permitted. Paint solvents, thinners are not permitted into the sewer. |
| <ul style="list-style-type: none"> Radiator repair | Suspended Solids, pH, Metal | Solids settlement pit. Metal removal and pH adjustment may be required before discharge to sewer. <ol style="list-style-type: none"> Capture the radiator fluid in a tray or container before removing the radiator from the vehicle. Where possible, re-use radiator fluid, otherwise capture and store it for off-site removal by an EPA licenced contractor. Floor must be bunded to prevent spillage draining to sewer. |
| <ul style="list-style-type: none"> Service station covered forecourt Bus/Coach depot refuelling bay | Exempt | Refer to Department of Industry Water, Water Circulation No. LWU13 |

*An oil interceptor/separator should be of an approved type such as a coalescing plate interceptor, a vertical gravity separator or hydrocyclone separation system sized accordingly to the influent flow rate. Nominal size is 1000 L/h. Only "quick-Break" detergents should be used. Refer to separate documents for installation requirements and other information on this equipment.

Wash area must be roofed, bunded and graded to exclude stormwater.

